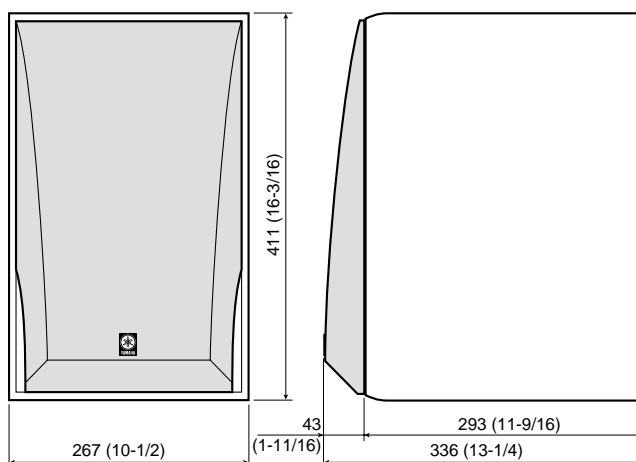


SPEAKER SYSTEM

NS-6490

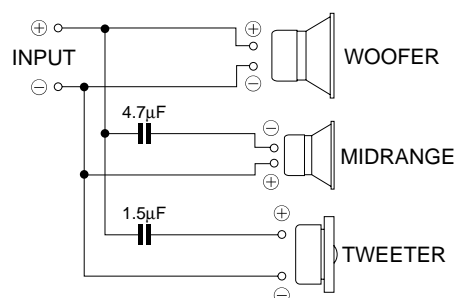
SERVICE MANUAL

DIMENSIONS

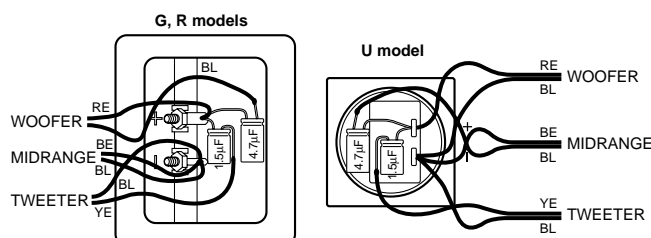


Unit : mm (inch)

NETWORK CIRCUIT DIAGRAM



NETWORK WIRING DIAGRAM



SPECIFICATIONS

Type 3-way Acoustic Suspension Magnetic Shielding Type
Driver
Woofer 20 cm (8") Cone Type
Midrange 10 cm (4") Cone Type
Tweeter 2.2 cm (7/8") Balanced Dome Type
Frequency Response 45 Hz to 23 kHz
Impedance 8 Ω
Nominal Input 70 W
Maximum Input 140 W
Sensitivity 90 dB/2.83 V/m

Crossover Frequency 2.5 kHz, 8 kHz
Input Terminal
G, R models Screw/Banana Type
U model Push Type
Dimensions (W X H X D) 267 x 411 x 336 mm
 (10-1/2" x 16-3/16" x 13-1/4")
Weight 6.0 kg (13 lbs. 4 oz)/1 piece
Finish Black Mirror Finish
 Black Grille Cloth

* Specifications subject to change without notice.



このサービスマニュアルは、エコマーク認定の再生紙を使用しています。
 This Service Manual uses recycled paper.

100857

Copyright 2003 YAMAHA CORPORATION □
 This manual is copyrighted by YAMAHA and may not be copied or □
 redistributed either in print or electronically without permission. □

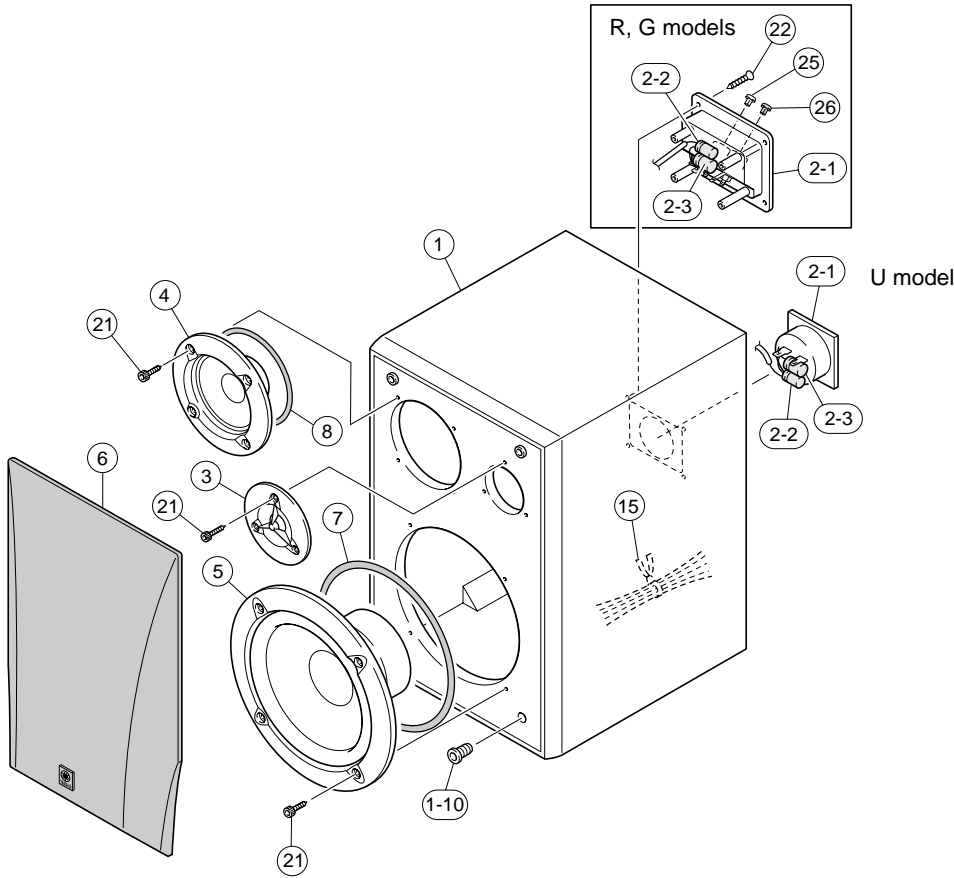


YAMAHA
 YAMAHA CORPORATION
 P.O. Box 1, Hamamatsu, Japan

NS-6490

NS-6490

EXPLODED VIEW



Ref. No.	PART NO.	Description	Remarks	Markets
* 1	WB403700	CABINET ASS'Y	BL	U
* 1	WB403800	CABINET ASS'Y	BL	RG
1-10	CB605250	HOLDER		
2-1	V6951200	SPEAKER TERMINAL	2P	U
2-1	WA049700	SPEAKER TERMINAL	2P	RG
2-2	V5357100	ELECTROLYTIC CAP	4.7uF 50V	
2-3	V6983900	ELECTROLYTIC CAP	1.5uF 63V	
* 3	X4341A00	DRIVER, TWEETER	2cm 8	JA05Y2
* 4	X4342A00	DRIVER, MID RANGE	10cm 8	JA10A5
* 5	X4343A00	DRIVER, WOOFER	20cm 8	JA2169
* 6	WB411700	FRONT GRILLE ASS'Y		
7	V5984800	PACKING		
8	V7492000	PACKING		
15	CB070450	BINDING TIE	L=100	
21	V7275700	HEXAGON SOCKET TAPPING SCREW	4x20 MFN133	
22	V5537900	OVAL HEAD TAPPING SCREW #1	3.5x16 MFZN2BL	RG
25	V5361400	TERMINAL CAP	S06E RED	RG
26	V5361500	TERMINAL CAP	S06E BLACK	RG

* New Parts